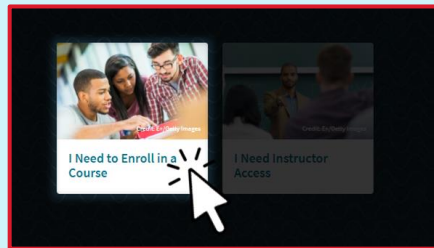


Welcome!

Physics

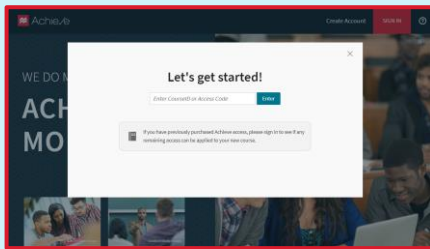
Enroll in your Achieve course today in 4 simple steps:

1



Head to achieve.macmillanlearning.com and click on **I Need to Enroll in a Course.**

2



Enter your course ID:
ost2wc

3



Enter your **Access Code** that you bought at Polyteknisk.

4



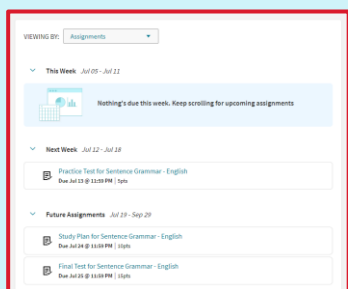
Create an account, fill in your details and click **Sign Up.**

Visit macmillanlearning.com/support for help and support

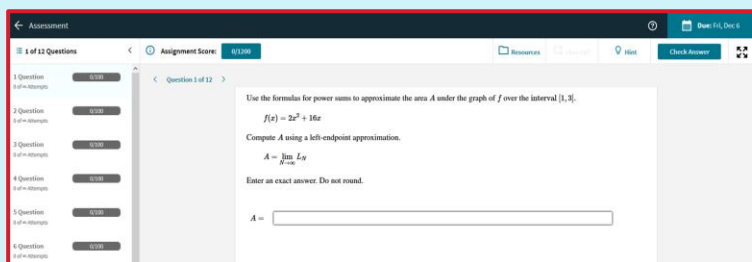
Have a fantastic semester!

How does Achieve work?

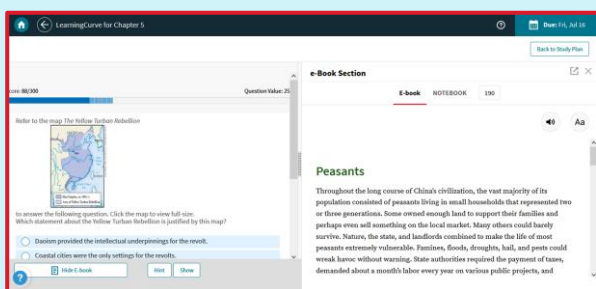
Go to **My Course** in the left bar to see your course content.



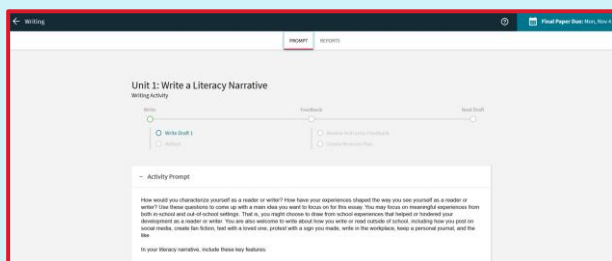
Choose to view by **Assignments** to see what is due next. Then simply click on the assignment to see what you have to do.



This is a sample **homework** assignment.



This is a sample **adaptive quiz** assignment. You can use the E-book to help you answer questions while you work.

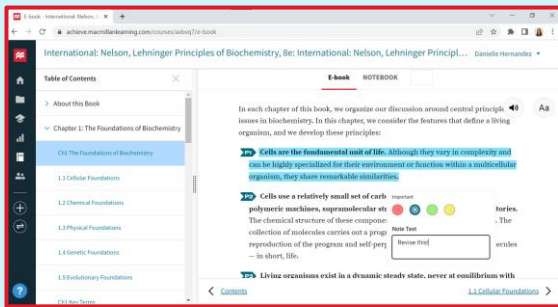


This is a sample **writing** assignment. You can see your tasks at the top, and the directions below.

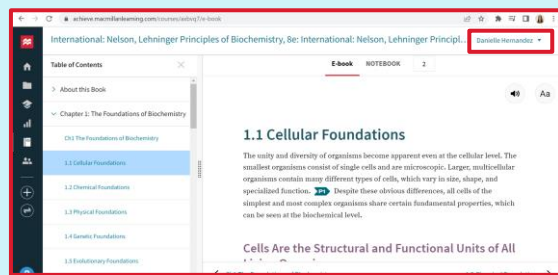
Watch our [Achieve How-to videos](#) for more details on completing assignments.

How does Achieve work?

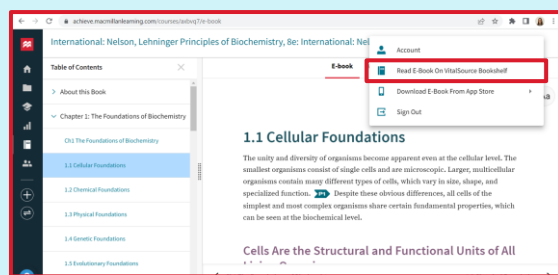
Go to **E-book** in the left bar to access your E-book.



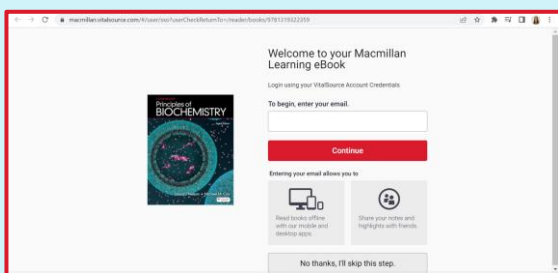
You can select text in your E-book to add highlights or notes, or use the read aloud feature to listen to the text.



You can also access the E-book offline. Click on **your name** in the top right hand corner of the screen.



Then select **Read E-book on VitalSource Bookshelf**.



Now you can **create an account** and download the E-book to access it offline.

Watch our Achieve [How-to videos](#) for more details on using your E-book effectively.